



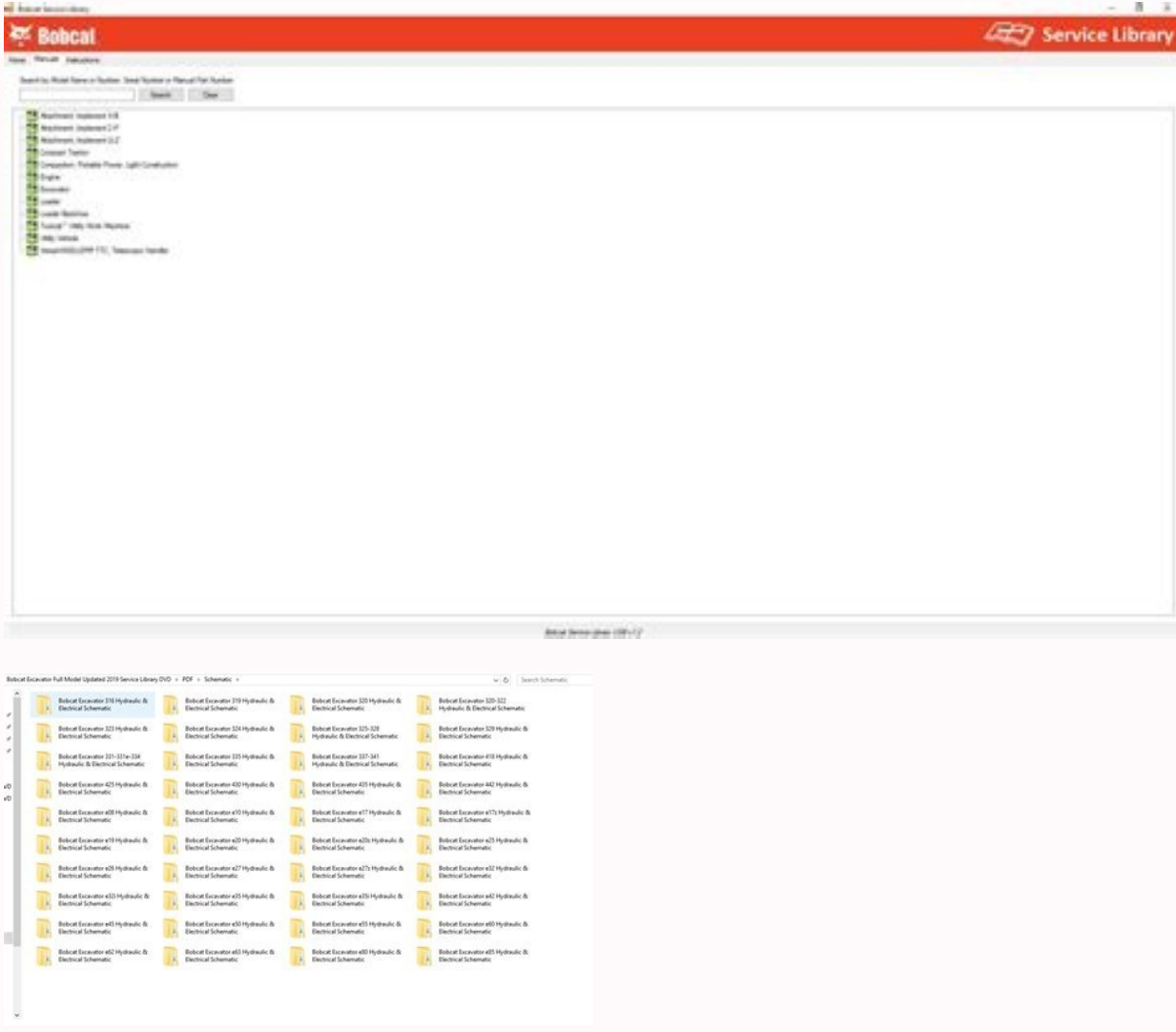
I'm not robot  reCAPTCHA

Continue



Service Manual
Harley Davidson Fat Bob

Download



Caterpillar
141 143 161
181 And 191
Hydraulic
Controls
Parts Manual

Download

Remanufacturing returns a product to the same condition as when it was manufactured - or sometimes better in terms of durability, lifespan and performance. For maintenance, key adjustments, and operation. This Bobcat online manual contains all you need to know to keep your Bobcat working right and is the only service repair manual you will need. The Bobcat Service Manual is highly detailed with photos and illustrations to help guide you through every service, repair, and troubleshooting procedure. Step-by-step guidance on annual maintenance for your John Deere equipment. Search by serial number, model number or product type to find the exact part numbers for nearly any Bobcat machine. See our User Agreement and Privacy Policy. Find part numbers for your model. Wherever your work may take you, a warranty helps ensure you get the job done. Protect your investment by learning how to perform regular maintenance yourself. SlideShare uses cookies to improve functionality and performance, and to provide you with relevant advertising. Learn about service schedules, maintenance programs and warranty options. This subscription allows users to connect to machines with an Electronic Data Link (EDL) to clear and refresh codes, take diagnostic readings, and perform limited calibrations. Minimize downtime and maintain top performance, comfort and convenience by choosing genuine Bobcat parts and maintenance programs for your equipment. Whether you're a new equipment owner or have a large fleet of multiple kinds of machines, we're committed to supporting you every step of the way. Regular maintenance can extend the life of your compact loader, compact excavator, compact tractor and Toolcat. Purchase new and remanufactured parts. Bobcat parts offer unmatched design, quality and durability to give you peace of mind while taking on tough jobs. Relying on trained service technicians and genuine parts, it allows you to schedule maintenance when it is convenient for you and your schedule - not in the middle of your busy season. That way, you'll always purchase the right parts for your model. This Bobcat e35 excavator service manual is the same service manual used by professional Bobcat technicians. Enjoy the convenience of ordering the parts, accessories and other components needed to maintain your machine right from your home or office. A digital database of Operator, Diagnostic, and Technical manuals for John Deere Products. Download the service schedule for your machine below. Keep your machine running at peak performance with regularly scheduled maintenance. Remanufactured parts and components provide just-like-new performance and reliability at a low cost - while helping the environment. See our Privacy Policy and User Agreement for details. It will help you understand, care for, and lower the repair and maintenance cost for your Bobcat. Watch the video to learn how to search using the online parts catalog. SlideShare uses cookies to improve functionality and performance, and to provide you with relevant advertising. CONTENTS AS FOLLOWS: Foreword Safety & Maintenance Hydraulic System Hydrostatic System Drive System Mainframe Electrical System and Analysis Engine Service Heating, Ventilation, Air Conditioning (HVAC) Specifications Hydraulic and Electric schematics You must log in or register to reply here. If you continue browsing the site, you agree to the use of

